

## Underline Journeys: School Music Competition

[art.tfl.gov.uk/underline-music-competition](http://art.tfl.gov.uk/underline-music-competition)

Open to children age 5–18, attending school\*

Welcome to *Underline Journeys*, a music competition open to all schools based in the Greater London area\*. This competition is your chance to get creative and produce an audio track inspired by the sounds of the Victoria line.



Three-quarter view of a 1967 Tube stock train on the Victoria line, 1966-70

The overall winning composition wins a special masterclass with contemporary composer Matt Rogers, one of the five *Underline* commissioned artists. (For background to Matt Rogers see page 26.)

## Your challenge: compose a piece of music that reflects a journey travelling along the Victoria line.

Begin by watching the short video of Matt Rogers talking about his work and what the Victoria line means to him.

Resources: Matt Roger's video, Matt Roger's *Sample Set* (see URL), Tube map

### What you need to do

1. Look at the Tube map and choose the stations and local areas that you would like to pass through (we suggest you choose two, but you might like to choose more). Think about which stations and areas may produce the most interesting sounds (e.g. Brixton market).
2. Brainstorm the ideas that you would like to reflect in the music, e.g. the sounds of people, announcements, rhythmic track sounds, brakes, slowing and speeding of the tempo, the increase and decrease in dynamics, the different layers (texture), the different timbres (e.g. metallic, footsteps, electric sounds).
3. Play around with motifs and rhythms and begin to put together the different sections of your music. Use percussion, vocals and tuned instruments in any way that you would like.
4. Incorporate one or more extracts from Matt Roger's *Sample Set*. Think about how this can be done most effectively. You can use music

technology to manipulate the sounds, e.g. reverse them, speed them up, stretch them or chop them into smaller parts.

5. Record some of your own samples, such as the school cafeteria, corridors or traffic outside the school.
6. Your samples along with Matt's samples will become the soundscape for which you produce your finished piece of music.
7. The structure of the piece should be based on the station stops and the arrival at the final platform.
8. Write a short text, maximum 100 words, introducing your piece and the samples you have used.

Once your compositions are complete, use them to enter the competition, following the instructions below. The winning composition wins a special workshop with composer Matt Rogers for their class!

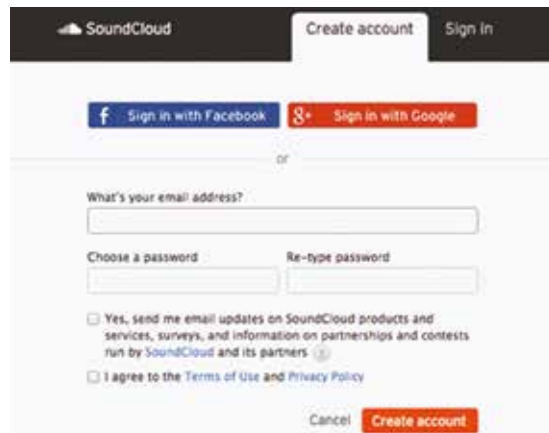
### Take the listeners on a journey!

#### Teachers' Instructions: How to Submit Your Entry

1. **Downloading the audio sample set**
  - ♦ Go to [art.tfl.gov.uk/underline-music-competition](http://art.tfl.gov.uk/underline-music-competition)
  - ♦ Download the audio sample set
  - ♦ Students can use these audio samples to create their mixes

## 2. Creating a Soundcloud account

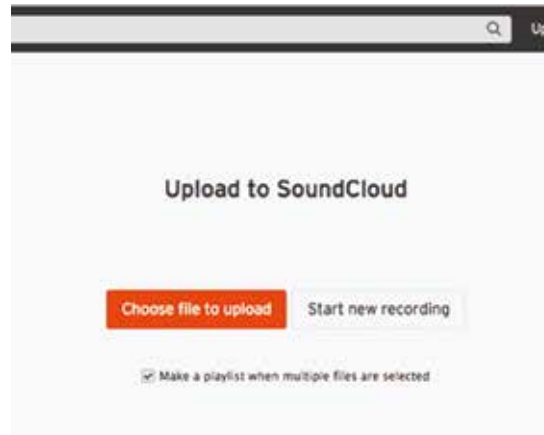
- ♦ Go to [soundcloud.com](https://soundcloud.com)
- ♦ Click 'Create account' – top right
- ♦ Enter an email address and password
- ♦ Read the Soundcloud Terms of Use and Privacy Policy
- ♦ Click 'Create account'
- ♦ You will be asked to verify the account email address before you can upload any audio – you will be emailed a verification email



## 3. Uploading audio to Soundcloud

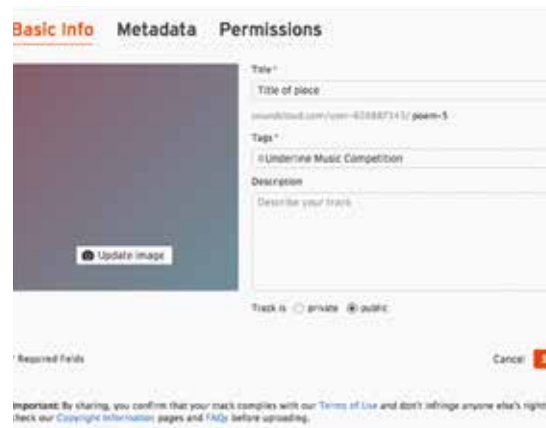
You can upload AIFF, WAVE (WAV), FLAC, ALAC, OGG, MP2, MP3, AAC, AMR, and WMA files to Soundcloud. The maximum file size is 5GB.

- ♦ Login to your Soundcloud account (if you aren't already)
- ♦ Click 'Upload' – top right



- ♦ If uploading multiple files at once un-check 'Make a playlist when multiple files are selected'
- ♦ Click 'Choose file to upload'
- ♦ Select one or multiple files
- ♦ Click 'Open'
- ♦ Soundcloud will now begin uploading your file(s)

Whilst they are uploading, fill out the track information:



- ♦ Enter the Title of the piece
- ♦ Enter the Tag 'Underline Music Competition'

- ♦ Enter a Description
- ♦ Make sure you have a way to identify which student created each track
- ♦ Leave the track set to 'public'
- ♦ Click 'Save'
- ♦ Once all the student's audio pieces have been added to the School's Soundcloud account, go to the 'User' drop down – top right
- ♦ Select 'Profile'
- ♦ Copy the URL/link of the profile page you land on – you will need this to enter the music competition

## 4. Entering the music competition

- ♦ Go to [art.tfl.gov.uk/underline-music-competition](https://art.tfl.gov.uk/underline-music-competition)
- ♦ Fill out the competition entry form (including the URL/link to the School's Soundcloud profile page)
- ♦ Before you enter please make sure you read the Terms and Conditions on this page carefully. (By clicking 'Submit' you agree to T&Cs)
- ♦ Click 'Submit'

\*Terms and Conditions on page 54